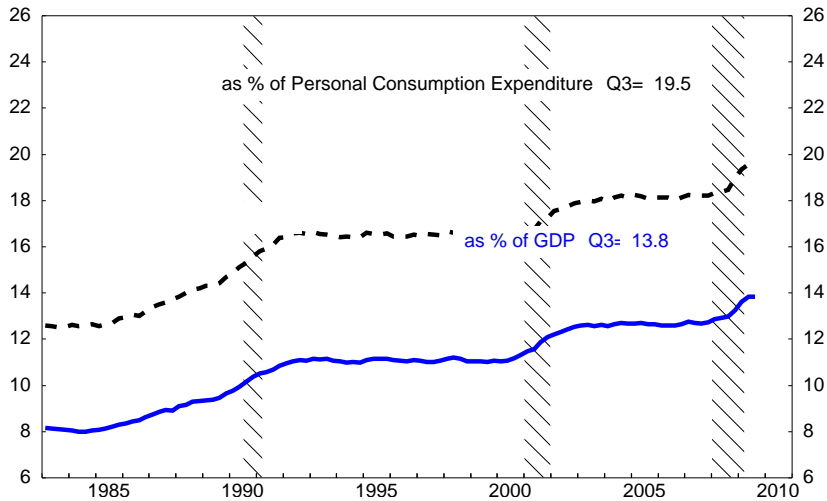


Medical Care Expenditures

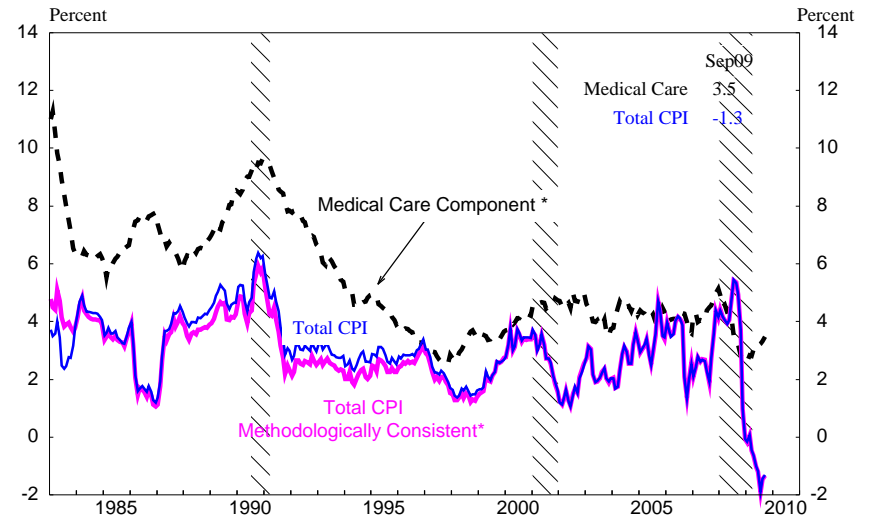
(Percent of Nominal Personal Consumption Expenditures and Nominal GDP)
Percent



*Medical care expenditures include medical care goods, which include prescription and non-prescription drugs, internal and respiratory over-the-counter drugs, and non-prescription medical equipment and supplies, and medical care services which include hospitals, physician, dental, eye care, and services by other medical professionals.
Source: Bureau of Economic Analysis.

Medical Care Inflation

(Percent change over a year ago)

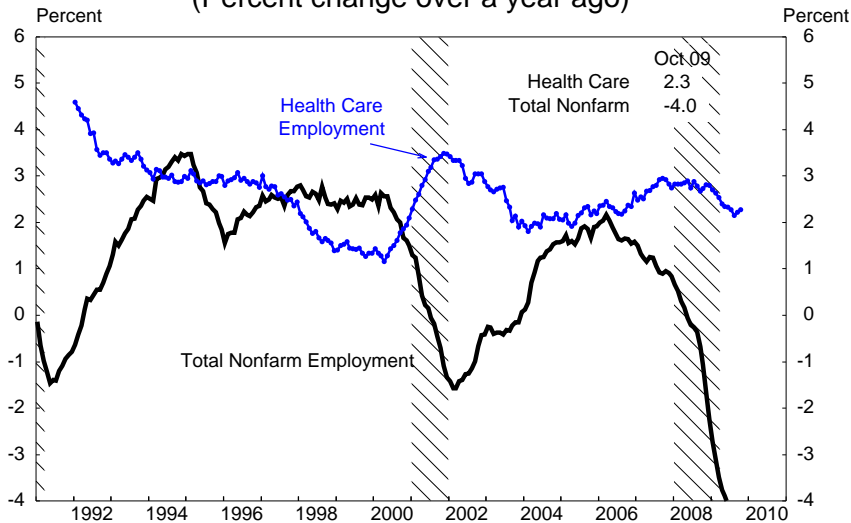


*The medical care component includes medical care goods, which include prescription and non-prescription drugs, internal and respiratory over-the-counter drugs, and non-prescription medical equipment and supplies, and medical care services by other medical care professionals. In 1965 medical care represented 5.8% of the total CPI and in 1994 it represented 7.3% of the total CPI.

*Note: Methodologically consistent series uses FRBNY seasonals before 1999.
Source: Bureau of Labor Statistics.

Growth of Health Care Employment

(Percent change over a year ago)

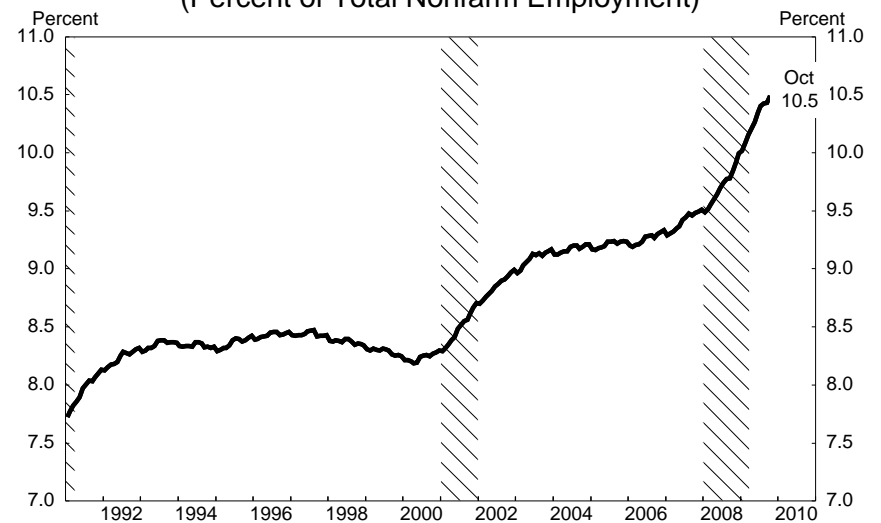


*Health care employment includes offices and clinics of doctors of medicine, dentists, doctors of osteopathy and other health practitioners, nursing and personal care facilities, hospitals, medical and dental laboratories, home health care services and miscellaneous health and allied services.

Source: Bureau of Labor Statistics.

Health Care Employment

(Percent of Total Nonfarm Employment)



*Health care employment includes offices and clinics of doctors of medicine, dentists, doctors of osteopathy and other health practitioners, nursing and personal care facilities, hospitals, medical and dental laboratories, home health care services and miscellaneous health and allied services.

Source: Bureau of Labor Statistics.

11.6.09
REG_40