

Maiden Lane LLC

As of March 31, 2010

Outstanding Principal Balance of Loans

(in Millions)	FRBNY Senior Loan	JPMC Subordinate Loan
Principal Balance at Closing	\$28,820	\$1,150
Most Recent Quarter Activity		
Principal Balance on 12/31/2009 (including accrued and capitalized interest)	29,233	1,248
Accrued and Capitalized Interest 12/31/2009 to 3/31/2010	44	16
Repayment during the period from 12/31/2009 to 3/31/2010	-	-
Principal Balance on 3/31/2010 (including accrued and capitalized interest)	\$29,277	\$1,264

Note: Unaudited

Summary of Portfolio Composition, Cash/Cash Equivalents and Other Assets and Liabilities

(in Millions)	Fair Value on 3/31/2010	Fair Value on 12/31/2009
Federal Agency & GSE MBS	\$18,794	\$18,149
Non-Agency RMBS	1,936	1,909
Commercial loans	4,464	4,025
Residential loans	604	583
Swap contracts	903	985
Other Investments	969	907
Cash & Cash Equivalents	1,229	1,242
Other Assets ¹	297	198
Other Liabilities ²	(1,173)	(995)
Net Assets	\$28,022	\$27,003

Note: Unaudited. Columns may not sum to totals because of rounding

¹ Including interest and principal receivable and other assets

² Including amounts payable for securities purchased, collateral posted to ML LLC by swap counterparties, and other liabilities/accrued expenses

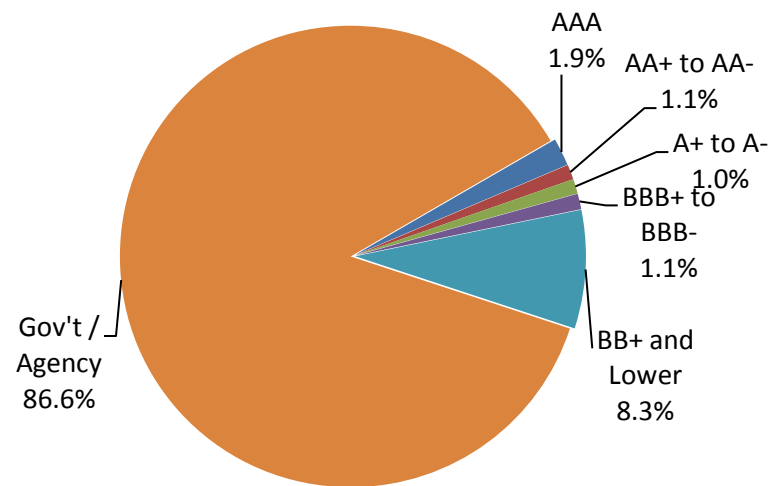
Maiden Lane LLC

At March 31, 2010, the ratings breakdown of the \$21.7 billion fair value of securities in the ML LLC portfolio (as a percentage of aggregate fair value of all securities in the portfolio) was as follows:

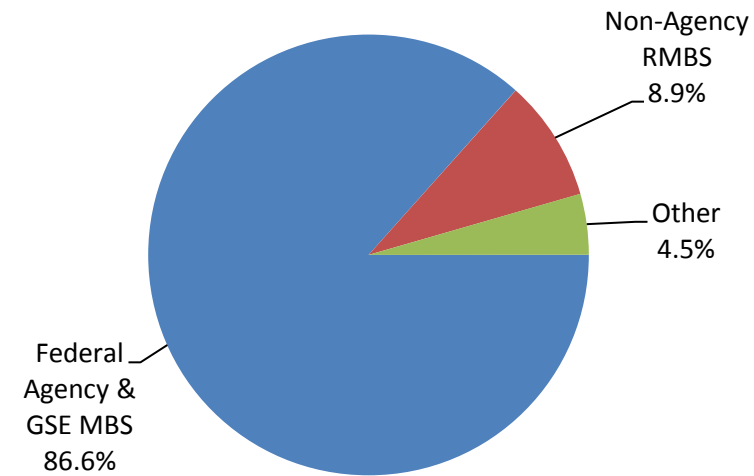
Sector ¹ :	Rating						Total
	AAA	AA+ to AA-	A+ to A-	BBB+ to BBB-	BB+ and Lower	Gov't / Agency	
Federal Agency & GSE MBS	0.0%	0.0%	0.0%	0.0%	0.0%	86.6%	86.6%
Non-Agency RMBS	0.4%	0.5%	0.8%*	0.2%*	7.0%*	0.0%	8.9%
Other ²	1.5%*	0.6%	0.3%	0.8%*	1.3%*	0.0%	4.5%
Total	1.9%*	1.1%	1.0%*	1.1%*	8.3%*	86.6%	100.0%

* Updated on 9/08/10 to reflect a correction to the classification of certain securities held in the Maiden Lane LLC portfolio.

Securities Rating Distribution



Securities Sector Distribution



Note: Unaudited. Lowest of all ratings was used for purposes of this table. Rows and columns may not sum to totals because of rounding

¹ This table does not include the ML LLC's swaps and other derivative contracts, commercial and residential mortgage loans

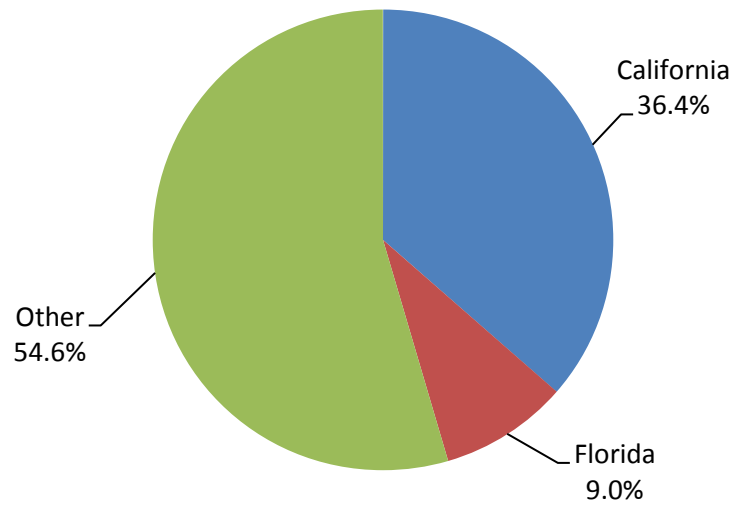
² Includes all asset sectors that, individually, represent less than 5% of aggregate outstanding fair value of securities in the portfolio

Maiden Lane LLC

The following table summarizes the state in which residential mortgage loans held in the ML LLC are secured at March 31, 2010:

Geographic Location	Percentage ¹
California	36.4%
Florida	9.0%
Other ²	54.6%
Total	100.0%

Geographic Concentration



Note: Unaudited. Column may not sum to total because of rounding

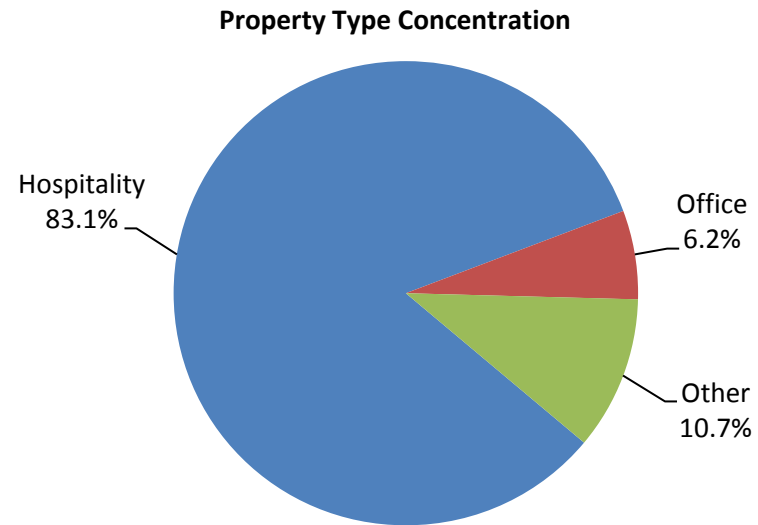
¹ Based on a percentage of aggregate unpaid principal balance of the underlying loans

² No other individual state comprises more than 5% of the total

Maiden Lane LLC

The following table summarizes Commercial Mortgage Loans Property Type Concentration at March 31, 2010:

Property Type	Percentage ^{1,2}
Hospitality	83.1%
Office	6.2%
Other ³	10.7%
Total	100%



Note: Unaudited. Column may not sum to total because of rounding

¹ Based on a percentage of aggregate unpaid principal balance of the underlying loans

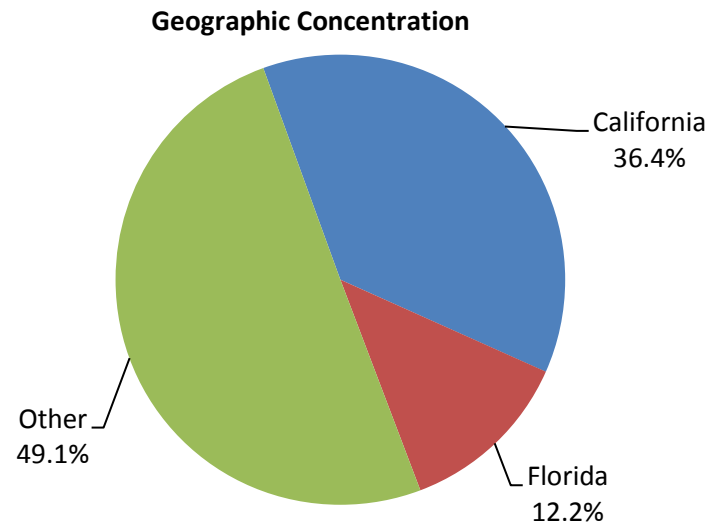
² At March 31, 2010, one issuer represented approximately 50% of aggregate unpaid principal balance of the commercial mortgage loan portfolio

³ No other individual property type comprises more than 5% of the total.

Maiden Lane LLC

At March 31, 2010, Non-Agency RMBS held by ML LLC were secured by properties at the locations identified below:

Geographic Location	Percentage ¹
California	36.4%
Florida	12.2%
Other ²	49.1%
Total	100.0%



Note: Unaudited. Column may not sum to total because of rounding

¹ Based on a percentage of aggregate unpaid principal balance of the underlying loans.

Geographic location information was available for approximately 97% of underlying mortgage loans by unpaid principal balance

² No other individual state comprises more than 5% of the total